





HAVE FUN MAKING PET PUPPETS

INSTRUCTIONS

1. To make pet puppets begin by tracing the pictures below on sturdy paper.
2. Colour the pictures and cut them out.
3. You can use sequins for fish scales, streamers for tail feathers and cotton balls for a rabbit tail.
4. Glue them to craft sticks.



MAZE ACTIVITY



Help the dog find her way through the maze to her puppy.
Practice saying dog and puppy in the language you are learning.

Legend:

English	dog	puppy
Spanish	el perro	el cachorro
French	le chien	le chiot
German	der Hund	der Welpe
Italian	il cane	il cucciolo
Chinese	gǒu	xiǎo gǒu